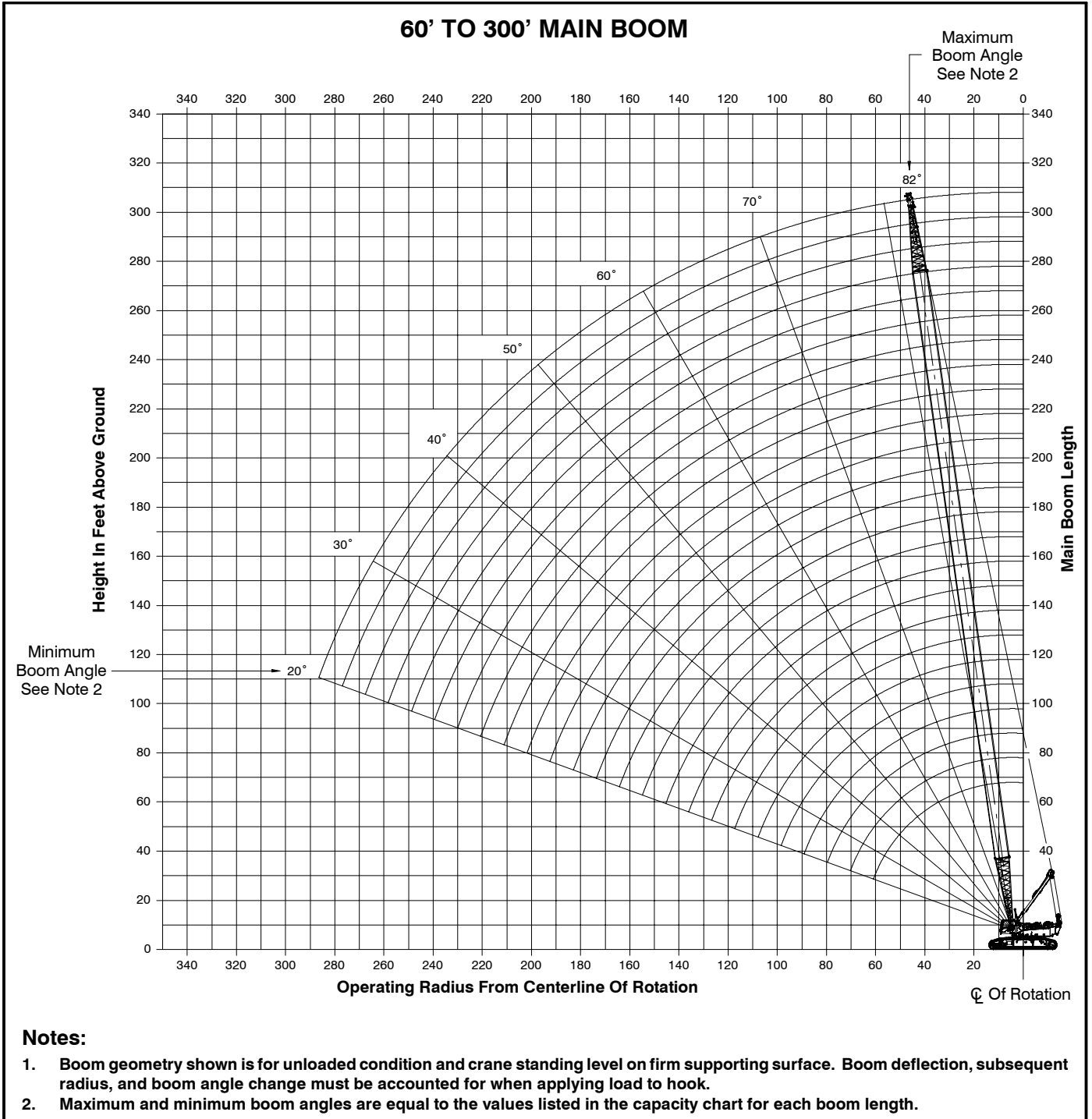


# Main Boom Working Range Diagram



# Main Boom Load Chart

Main Boom Lift Capacity Chart – 360° Rotation – ABC + A [160,000 + 60,000 lb (72 575 + 27 216kg) Counterweight [All capacities are listed in kips (mt)]								
Load Radius ft (m)	Boom Length ft (m)							Load Radius ft (m)
	60 (18.50)	80 (24.67)	100 (30.84)	120 (37.01)	140 (43.18)	160 (49.34)	180 (55.51)	
15 (4.63)	461.4 (209.3)							15 (4.63)
16 (4.93)	434.8 (197.2)	433.0 (196.4)						16 (4.93)
17 (5.24)	411.1 (186.5)	409.5 (185.7)						17 (5.24)
18 (5.55)	389.7 (176.8)	388.3 (176.1)						18 (5.55)
19 (5.86)	370.4 (168.0)	369.2 (167.5)	367.5 (166.7)					19 (5.86)
20 (6.17)	352.9 (160.1)	351.8 (159.6)	350.3 (158.9)					20 (6.17)
25 (7.71)	285.1 (129.3)	284.3 (129.0)	283.3 (128.5)	282.0 (127.9)	274.3 (124.4)			25 (7.71)
30 (9.25)	238.5 (108.2)	237.5 (107.7)	234.2 (106.2)	231.3 (104.9)	228.8 (103.8)	226.6 (102.8)	180.4 (81.8)	30 (9.25)
35 (10.79)	190.5 (86.4)	190.9 (86.6)	190.9 (86.6)	190.4 (86.4)	190.3 (86.3)	188.2 (85.4)	180.4 (81.8)	35 (10.79)
40 (12.34)	157.7 (71.5)	158.1 (71.7)	158.0 (71.7)	157.7 (71.5)	157.3 (71.4)	156.9 (71.2)	156.4 (70.9)	40 (12.34)
50 (15.42)	116.5 (52.8)	116.9 (53.0)	116.7 (52.9)	116.4 (52.8)	116.0 (52.6)	115.5 (52.4)	114.9 (52.1)	50 (15.42)
60 (18.50)	91.6 (41.5)	92.0 (41.7)	91.9 (41.7)	91.6 (41.5)	91.1 (41.3)	90.5 (41.1)	89.9 (40.8)	60 (18.50)
70 (21.59)		75.4 (34.2)	75.3 (34.2)	74.9 (34.0)	74.4 (33.7)	73.9 (33.5)	73.3 (33.2)	70 (21.59)
80 (24.67)			63.4 (28.8)	63.0 (28.6)	62.5 (28.3)	62.0 (28.1)	61.3 (27.8)	80 (24.67)
90 (27.76)			54.4 (24.7)	54.1 (24.5)	53.6 (24.3)	53.0 (24.0)	52.4 (23.8)	90 (27.76)
100 (30.84)				47.1 (21.4)	46.6 (21.1)	46.0 (20.9)	45.4 (20.6)	100 (30.84)
110 (33.92)				41.4 (18.8)	41.0 (18.6)	40.4 (18.3)	39.8 (18.1)	110 (33.92)
120 (37.01)					36.4 (16.5)	35.8 (16.2)	35.2 (16.0)	120 (37.01)
130 (40.09)					32.5 (14.7)	32.0 (14.5)	31.4 (14.2)	130 (40.09)
140 (43.18)						28.7 (13.0)	28.1 (12.7)	140 (43.18)
150 (46.26)						25.9 (11.7)	25.3 (11.5)	150 (46.26)
160 (49.34)							22.9 (10.4)	160 (49.34)
170 (52.43)							20.7 (9.4)	170 (52.43)

This material is supplied for reference use only. Operator must refer to in-cab Crane Rating Manual and Operator's Manual to determine allowable crane lifting capacities and assembly and operating procedures.

**Main Boom Lift Capacity Chart – 360° Rotation – ABC + A [160,000 + 60,000 lb (72 575 + 27 216kg) Counterweight  
[All capacities are listed in kips (mt)]**

Load Radius ft (m)	Boom Length ft (m)						Load Radius ft (m)
	200 (61.68)	220 (67.85)	240 (74.02)	260 (80.18)	280 (86.35)	300 (92.52)	
35 (10.79)	141.8 (64.3)						35 (10.79)
40 (12.34)	140.6 (63.8)	115.8 (52.5)	96.5 (43.8)				40 (12.34)
50 (15.42)	114.4 (51.9)	112.9 (51.2)	90.5 (41.1)	76.5 (34.7)	64.5 (29.3)	54.9 (24.9)	50 (15.42)
60 (18.50)	89.3 (40.5)	88.7 (40.2)	84.8 (38.5)	71.2 (32.3)	60.5 (27.4)	51.1 (23.2)	60 (18.50)
70 (21.59)	72.6 (32.9)	72.0 (32.7)	71.3 (32.3)	64.1 (29.1)	54.1 (24.5)	42.8 (19.4)	70 (21.59)
80 (24.67)	60.7 (27.5)	60.0 (27.2)	59.3 (26.9)	57.7 (26.2)	48.6 (22.0)	38.5 (17.5)	80 (24.67)
90 (27.76)	51.7 (23.5)	51.0 (23.1)	50.3 (22.8)	49.6 (22.5)	41.0 (18.6)	34.9 (15.8)	90 (27.76)
100 (30.84)	44.7 (20.3)	44.0 (20.0)	43.3 (19.6)	42.6 (19.3)	36.9 (16.7)	31.4 (14.2)	100 (30.84)
110 (33.92)	39.1 (17.7)	38.4 (17.4)	37.7 (17.1)	37.0 (16.8)	33.7 (15.3)	28.6 (13.0)	110 (33.92)
120 (37.01)	34.5 (15.6)	33.8 (15.3)	33.1 (15.0)	32.4 (14.7)	30.3 (13.7)	25.8 (11.7)	120 (37.01)
130 (40.09)	30.7 (13.9)	30.0 (13.6)	29.3 (13.3)	28.5 (12.9)	27.7 (12.6)	23.5 (10.7)	130 (40.09)
140 (43.18)	27.4 (12.4)	26.7 (12.1)	26.0 (11.8)	25.3 (11.5)	24.5 (11.1)	21.2 (9.6)	140 (43.18)
150 (46.26)	24.7 (11.2)	24.0 (10.9)	23.2 (10.5)	22.5 (10.2)	21.7 (9.8)	19.3 (8.8)	150 (46.26)
160 (49.34)	22.2 (10.1)	21.5 (9.8)	20.8 (9.4)	20.0 (9.1)	19.3 (8.8)	17.6 (8.0)	160 (49.34)
170 (52.43)	20.1 (9.1)	19.4 (8.8)	18.7 (8.5)	17.9 (8.1)	17.1 (7.8)	16.3 (7.4)	170 (52.43)
180 (55.51)	18.2 (8.3)	17.5 (7.9)	16.8 (7.6)	16.0 (7.3)	15.3 (6.9)	14.5 (6.6)	180 (55.51)
190 (58.60)	16.5 (7.5)	15.8 (7.2)	15.1 (6.8)	14.3 (6.5)	13.6 (6.2)	12.8 (5.8)	190 (58.60)
200 (61.68)		14.3 (6.5)	13.5 (6.1)	12.8 (5.8)	12.1 (5.5)	11.3 (5.1)	200 (61.68)
210 (64.76)		12.6 (5.7)	11.8 (5.4)	11.5 (5.2)	10.7 (4.9)	10.0 (4.5)	210 (64.76)
220 (67.85)			10.3 (4.7)	10.3 (4.7)	9.5 (4.3)	8.7 (3.9)	220 (67.85)
230 (70.93)				9.1 (4.1)	8.4 (3.8)	7.6 (3.4)	230 (70.93)
240 (74.02)				8.1 (3.7)	7.4 (3.4)	6.6 (3.0)	240 (74.02)
250 (77.10)					6.4 (2.9)	5.7 (2.6)	250 (77.10)
260 (80.18)					5.5 (2.5)	4.8 (2.2)	260 (80.18)
270 (83.27)						4.0 (1.8)	270 (83.27)
280 (86.35)						3.2 (1.5)	280 (86.35)

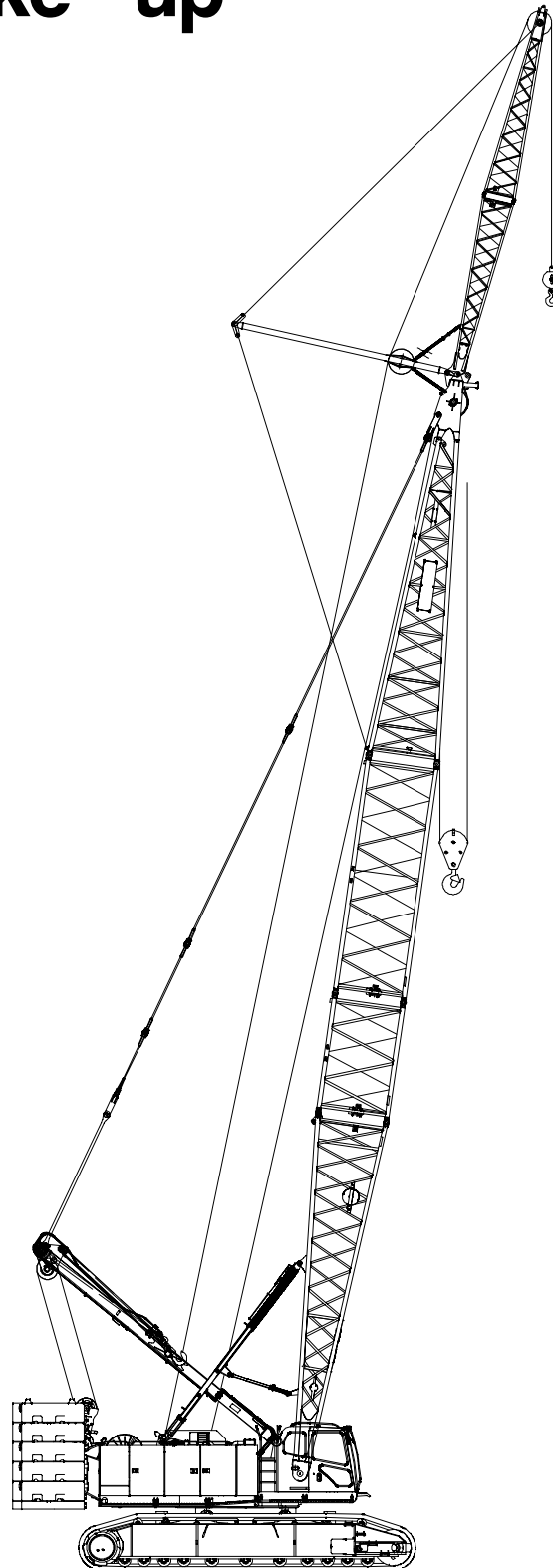
This material is supplied for reference use only. Operator must refer to in-cab Crane Rating Manual and Operator's Manual to determine allowable crane lifting capacities and assembly and operating procedures.

# Jib Attachment Make-up

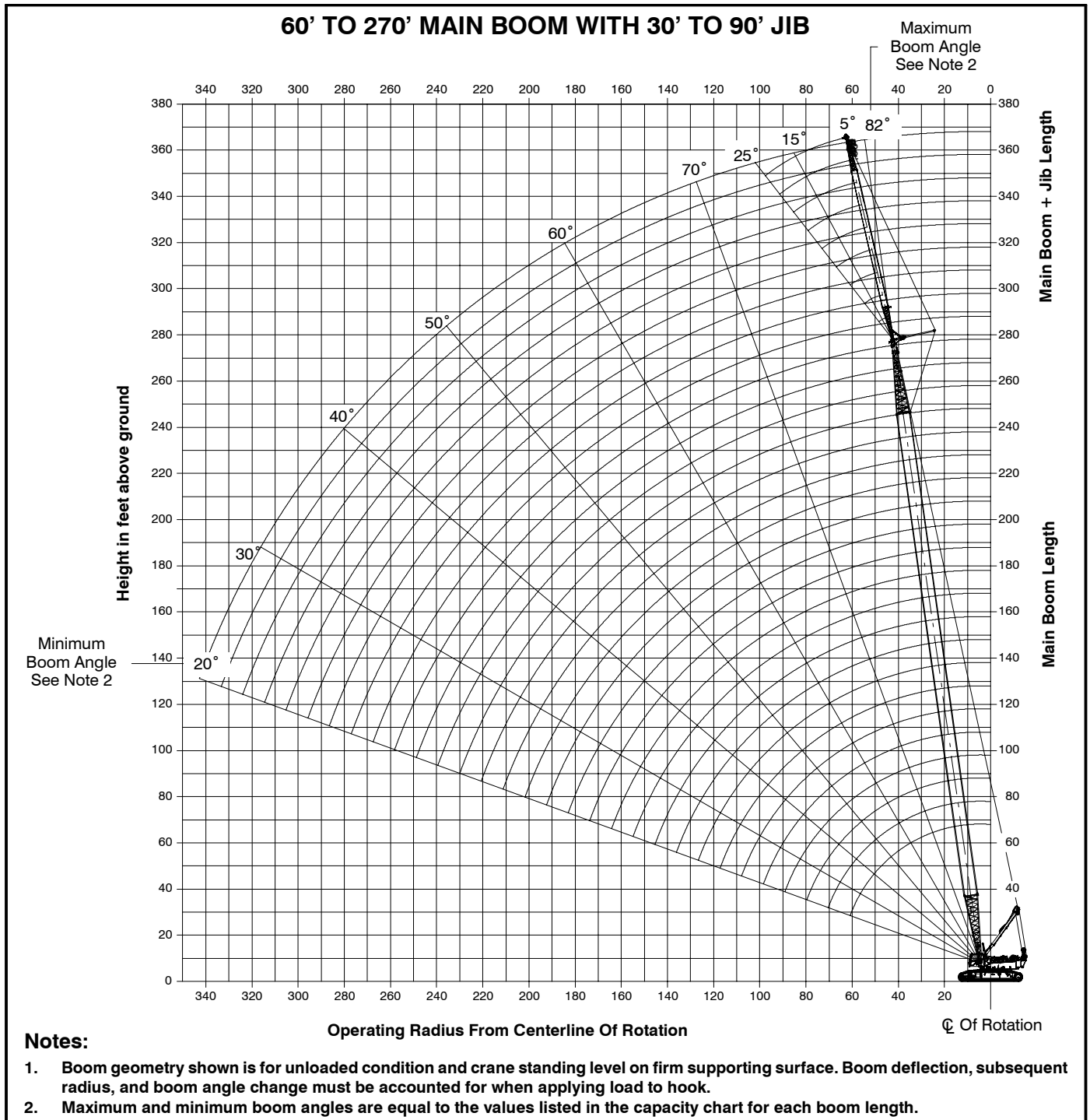
Jib Length ft (m)	Jib Extensions	
	10 ft (3.05m)	20 ft (6.10m)
30 (9.15)		
40 (12.19)	1	
50 (15.24)	1	1
60 (18.29)	1	1
70 (21.34)	2	2
80 (24.38)	1	2
90 (27.43)	3	3

## Notes:

1. Capacities shown are in kips/metric tons (1 kip = 1,000 lb / 1 metric ton = 0.45 kips) and are not more than 75% of the tipping loads with the crane standing level on a firm supporting surface.
2. A deduction must be made from these capacities for the weight of the main boom hook block or hook ball, jib hook block or hook ball, slings, grapples, load weighing devices, etc. When using main hook while jib is attached, reduce capacities by values shown in Crane Rating Manual. See Operator's Manual for all limitations when raising or lowering attachment.
3. The capacities in the shaded areas are based on structural strength. The capacities in the non-shaded areas are based on stability ratings.
4. Load ratings are based on freely suspended loads and make no allowances for such factors as the effect of the wind, ground conditions, and operating speeds. The operator shall therefore reduce load ratings in order to take these conditions into account. Refer to the Crane Rating Manual for Wind Speed Restrictions.
5. These capacities are for "ABCDE+A" counterweight.
6. These capacities are for 360° working areas.
7. These capacities are for 30–90 ft (9.15–27.43m) jib lengths only.
8. The jib cannot be used on boom lengths over 270 ft (82.30m).
9. The least stable rated condition is over the side.
10. These capacities are in compliance with ASME/ANSI B30.5 at date of manufacture.
11. These capacities apply only to the crane as originally manufactured and normally equipped by Link-Belt Construction Equipment Company.



# Jib Attachment Working Range Diagram



# Jib Attachment Load Charts

**30 ft (9.25m) Offset Jib Length – 360° Rotation – ABCDE + A [160,000 + 60,000 lb (72 575 + 27 216kg) Counterweight**  
**[All capacities are listed in kips (mt)]**

5° Offset						15° Offset						25° Offset					
Load Radius ft (m)	Main Boom Length ft (m)					Load Radius ft (m)	Main Boom Length ft (m)					Load Radius ft (m)	Main Boom Length ft (m)				
	60 (18.50)	120 (37.01)	180 (55.51)	240 (74.02)	270 (83.27)		60 (18.50)	120 (37.01)	180 (55.51)	240 (74.02)	270 (83.27)		60 (18.50)	120 (37.01)	180 (55.51)	240 (74.02)	270 (83.27)
20 (6.17)	76.8 (34.8)					20 (6.17)					20 (6.17)						
25 (7.71)	74.3 (33.7)					25 (7.71)	69.8 (31.7)				25 (7.71)						
30 (9.25)	72.1 (32.7)	74.4 (33.7)				30 (9.25)	68.1 (30.9)				30 (9.25)	60.1 (27.3)					
35 (10.79)	70.1 (31.8)	73.0 (33.1)				35 (10.79)	66.6 (30.2)	68.1 (30.9)			35 (10.79)	55.5 (25.2)					
40 (12.34)	68.3 (31.0)	71.7 (32.5)	71.0 (32.2)			40 (12.34)	65.2 (29.6)	67.1 (30.4)			40 (12.34)	51.1 (23.2)	59.5 (27.0)				
50 (15.42)	65.3 (29.6)	69.4 (31.5)	69.3 (31.4)	65.1 (29.5)	56.4 (25.6)	50 (15.42)	57.7 (26.2)	65.4 (29.7)	64.9 (29.4)		50 (15.42)	44.4 (20.1)	53.6 (24.3)	58.9 (26.7)			
60 (18.50)	61.5 (27.9)	67.3 (30.5)	67.7 (30.7)	63.8 (28.9)	54.8 (24.9)	60 (18.50)	49.7 (22.5)	63.9 (29.0)	63.7 (28.9)	60.3 (27.4)	52.2 (23.7)	60 (18.50)	40.6 (18.4)	48.9 (22.2)	54.6 (24.8)	57.8 (26.2)	47.8 (21.7)
70 (21.59)	52.2 (23.7)	65.5 (29.7)	66.2 (30.0)	62.6 (28.4)	53.2 (24.1)	70 (21.59)	43.9 (19.9)	60.5 (27.4)	62.6 (28.4)	59.3 (26.9)	50.6 (23.0)	70 (21.59)	39.3 (17.8)	45.0 (20.4)	50.9 (23.1)	55.0 (24.9)	46.3 (21.0)
80 (24.67)	45.5 (20.6)	62.6 (28.4)	60.5 (27.4)	58.2 (26.4)	51.7 (23.5)	80 (24.67)	40.6 (18.4)	54.9 (24.9)	61.1 (27.7)	58.4 (26.5)	49.1 (22.3)	80 (24.67)		41.9 (19.0)	47.8 (21.7)	52.0 (23.6)	44.9 (20.4)
90 (27.76)		53.7 (24.4)	51.5 (23.4)	49.2 (22.3)	48.2 (21.9)	90 (27.76)		50.3 (22.8)	52.0 (23.6)	49.9 (22.6)	47.6 (21.6)	90 (27.76)		40.5 (18.4)	45.1 (20.5)	49.4 (22.4)	43.6 (19.8)
100 (30.84)		46.8 (21.2)	44.6 (20.2)	42.2 (19.1)	41.1 (18.6)	100 (30.84)		46.6 (21.1)	45.0 (20.4)	42.8 (19.4)	41.8 (19.0)	100 (30.84)		40.2 (18.2)	42.8 (19.4)	43.4 (19.7)	42.4 (19.2)
110 (33.92)		41.2 (18.7)	39.3 (17.8)	37.1 (16.8)	36.0 (16.3)	110 (33.92)		41.3 (18.7)	39.6 (18.0)	37.6 (17.1)	36.6 (16.6)	110 (33.92)		38.5 (17.5)	40.0 (18.1)	38.1 (17.3)	37.1 (16.8)
120 (37.01)		36.9 (16.7)	34.7 (15.7)	32.5 (14.7)	31.3 (14.2)	120 (37.01)		36.9 (16.7)	35.0 (15.9)	32.9 (14.9)	31.9 (14.5)	120 (37.01)			35.3 (16.0)	33.3 (15.1)	32.4 (14.7)
130 (40.09)		33.0 (15.0)	30.9 (14.0)	28.6 (13.0)	27.5 (12.5)	130 (40.09)		33.0 (15.0)	31.1 (14.1)	29.0 (13.2)	28.0 (12.7)	130 (40.09)			31.4 (14.2)	29.4 (13.3)	28.4 (12.9)
140 (43.18)		29.8 (13.5)	27.7 (12.6)	25.4 (11.5)	24.2 (11.0)	140 (43.18)			27.9 (12.7)	25.7 (11.7)	24.7 (11.2)	140 (43.18)			28.1 (12.7)	26.0 (11.8)	25.0 (11.3)
150 (46.26)			24.9 (11.3)	22.6 (10.3)	21.4 (9.7)	150 (46.26)			25.0 (11.3)	22.9 (10.4)	21.8 (9.9)	150 (46.26)			25.2 (11.4)	23.2 (10.5)	22.2 (10.1)
160 (49.34)			22.5 (10.2)	20.2 (9.2)	19.0 (8.6)	160 (49.34)			22.6 (10.3)	20.4 (9.3)	19.4 (8.8)	160 (49.34)			22.8 (10.3)	20.7 (9.4)	19.7 (8.9)
170 (52.43)			20.4 (9.3)	17.8 (8.1)	16.9 (7.7)	170 (52.43)			20.5 (9.3)	18.1 (8.2)	17.2 (7.8)	170 (52.43)				18.4 (8.3)	17.5 (7.9)
180 (55.51)			18.5 (8.4)	15.7 (7.1)	15.0 (6.8)	180 (55.51)			18.6 (8.4)	15.9 (7.2)	15.3 (6.9)	180 (55.51)				16.2 (7.3)	15.5 (7.0)
190 (58.60)			16.9 (7.7)	13.8 (6.3)	13.3 (6.0)	190 (58.60)				14.0 (6.4)	13.6 (6.2)	190 (58.60)				14.2 (6.4)	13.8 (6.3)
200 (61.68)				12.1 (5.5)	11.8 (5.4)	200 (61.68)				12.2 (5.5)	12.1 (5.5)	200 (61.68)				12.4 (5.6)	12.3 (5.6)
210 (64.76)				10.6 (4.8)	10.5 (4.8)	210 (64.76)				10.7 (4.9)	10.7 (4.9)	210 (64.76)					10.9 (4.9)
220 (67.85)				9.1 (4.1)	9.3 (4.2)	220 (67.85)				9.2 (4.2)	9.5 (4.3)	220 (67.85)					9.6 (4.4)
230 (70.93)				7.9 (3.6)	8.2 (3.7)	230 (70.93)				7.9 (3.6)	8.4 (3.8)	230 (70.93)					
240 (74.02)				6.6 (3.0)	7.1 (3.2)	240 (74.02)					7.2 (3.3)	240 (74.02)					
250 (77.10)				5.5 (2.5)	6.1 (2.8)	250 (77.10)					6.2 (2.8)	250 (77.10)					
260 (80.18)					5.1 (2.3)	260 (80.18)						260 (80.18)					
270 (83.27)					4.2 (1.9)	270 (83.27)						270 (83.27)					

This material is supplied for reference use only. Operator must refer to in-cab Crane Rating Manual and Operator's Manual to determine allowable crane lifting capacities and assembly and operating procedures.

<b>60 ft (18.50m) Offset Jib Length – 360° Rotation – ABCDE + A [160,000 + 60,000 lb (72 575 + 27 216kg) Counterweight [All capacities are listed in kips (mt)]</b>																	
5° Offset						15° Offset					25° Offset						
Load Radius ft (m)	Main Boom Length ft (m)					Load Radius ft (m)	Main Boom Length ft (m)					Load Radius ft (m)	Main Boom Length ft (m)				
	60 (18.50)	120 (37.01)	180 (55.51)	240 (74.02)	270 (83.27)		60 (18.50)	120 (37.01)	180 (55.51)	240 (74.02)	270 (83.27)		60 (18.50)	120 (37.01)	180 (55.51)	240 (74.02)	270 (83.27)
30 (9.25)	38.7 (17.6)					30 (9.25)					30 (9.25)						
35 (10.79)	37.5 (17.0)					35 (10.79)					35 (10.79)						
40 (12.34)	36.4 (16.5)	37.7 (17.1)				40 (12.34)	34.3 (15.6)				40 (12.34)						
50 (15.42)	34.4 (15.6)	36.3 (16.5)	36.3 (16.5)			50 (15.42)	32.7 (14.8)	33.7 (15.3)			50 (15.42)	30.0 (13.6)					
60 (18.50)	32.7 (14.8)	35.0 (15.9)	35.4 (16.1)	34.2 (15.5)	33.1 (15.0)	60 (18.50)	31.2 (14.2)	32.6 (14.8)	32.7 (14.8)		60 (18.50)	26.5 (12.0)	30.0 (13.6)				
70 (21.59)	31.2 (14.2)	33.8 (15.3)	34.4 (15.6)	33.5 (15.2)	32.5 (14.7)	70 (21.59)	29.4 (13.3)	31.6 (14.3)	31.9 (14.5)	31.1 (14.1)	30.3 (13.7)	70 (21.59)	23.7 (10.8)	27.7 (12.6)	29.9 (13.6)		
80 (24.67)	29.9 (13.6)	32.7 (14.8)	33.6 (15.2)	32.8 (14.9)	31.8 (14.4)	80 (24.67)	26.1 (11.8)	30.8 (14.0)	31.2 (14.2)	30.5 (13.8)	29.7 (13.5)	80 (24.67)	21.4 (9.7)	25.6 (11.6)	28.3 (12.8)	28.7 (13.0)	26.7 (12.1)
90 (27.76)	27.4 (12.4)	31.7 (14.4)	32.8 (14.9)	32.2 (14.6)	31.2 (14.2)	90 (27.76)	23.5 (10.7)	30.0 (13.6)	30.6 (13.9)	30.0 (13.6)	29.2 (13.2)	90 (27.76)	19.6 (8.9)	23.8 (10.8)	26.6 (12.1)	28.2 (12.8)	26.3 (11.9)
100 (30.84)	24.4 (11.1)	30.8 (14.0)	32.0 (14.5)	31.6 (14.3)	30.7 (13.9)	100 (30.84)	21.4 (9.7)	28.2 (12.8)	30.0 (13.6)	29.5 (13.4)	28.7 (13.0)	100 (30.84)	18.2 (8.3)	22.2 (10.1)	25.1 (11.4)	27.1 (12.3)	25.9 (11.7)
110 (33.92)	22.1 (10.0)	29.9 (13.6)	31.3 (14.2)	31.0 (14.1)	30.1 (13.7)	110 (33.92)	19.8 (9.0)	26.1 (11.8)	29.4 (13.3)	29.0 (13.2)	28.3 (12.8)	110 (33.92)		20.9 (9.5)	23.7 (10.8)	25.9 (11.7)	25.5 (11.6)
120 (37.01)		29.2 (13.2)	30.6 (13.9)	30.4 (13.8)	29.6 (13.4)	120 (37.01)		24.4 (11.1)	28.9 (13.1)	28.6 (13.0)	27.8 (12.6)	120 (37.01)		19.8 (9.0)	22.6 (10.3)	24.7 (11.2)	25.1 (11.4)
130 (40.09)		27.3 (12.4)	30.0 (13.6)	29.3 (13.3)	28.2 (12.8)	130 (40.09)		22.9 (10.4)	27.6 (12.5)	28.1 (12.7)	27.4 (12.4)	130 (40.09)		18.8 (8.5)	21.5 (9.8)	23.7 (10.8)	24.6 (11.2)
140 (43.18)		25.3 (11.5)	28.3 (12.8)	26.0 (11.8)	24.9 (11.3)	140 (43.18)		21.6 (9.8)	26.1 (11.8)	26.8 (12.2)	25.8 (11.7)	140 (43.18)		18.0 (8.2)	20.6 (9.3)	22.7 (10.3)	23.6 (10.7)
150 (46.26)		23.6 (10.7)	25.5 (11.6)	23.2 (10.5)	22.1 (10.0)	150 (46.26)		20.4 (9.3)	24.8 (11.2)	23.9 (10.8)	22.9 (10.4)	150 (46.26)			19.8 (9.0)	21.9 (9.9)	22.8 (10.3)
160 (49.34)		22.1 (10.0)	23.1 (10.5)	20.8 (9.4)	19.6 (8.9)	160 (49.34)		19.5 (8.8)	23.5 (10.7)	21.4 (9.7)	20.4 (9.3)	160 (49.34)			19.1 (8.7)	21.1 (9.6)	21.0 (9.5)
170 (52.43)		20.9 (9.5)	21.0 (9.5)	18.6 (8.4)	17.5 (7.9)	170 (52.43)			21.3 (9.7)	19.2 (8.7)	18.2 (8.3)	170 (52.43)			18.5 (8.4)	19.7 (8.9)	18.8 (8.5)
180 (55.51)			19.1 (8.7)	16.4 (7.4)	15.6 (7.1)	180 (55.51)			19.4 (8.8)	17.0 (7.7)	16.2 (7.3)	180 (55.51)			17.9 (8.1)	17.6 (8.0)	16.8 (7.6)
190 (58.60)			17.5 (7.9)	14.6 (6.6)	13.9 (6.3)	190 (58.60)			17.7 (8.0)	15.1 (6.8)	14.5 (6.6)	190 (58.60)				15.6 (7.1)	15.0 (6.8)
200 (61.68)			16.0 (7.3)	12.9 (5.9)	12.4 (5.6)	200 (61.68)			16.2 (7.3)	13.3 (6.0)	12.9 (5.9)	200 (61.68)				13.8 (6.3)	13.4 (6.1)
210 (64.76)			14.6 (6.6)	11.3 (5.1)	11.1 (5.0)	210 (64.76)			14.8 (6.7)	11.8 (5.4)	11.6 (5.3)	210 (64.76)				12.2 (5.5)	12.0 (5.4)
220 (67.85)			13.1 (5.9)	9.9 (4.5)	9.7 (4.4)	220 (67.85)				10.3 (4.7)	10.2 (4.6)	220 (67.85)				10.7 (4.9)	10.6 (4.8)
230 (70.93)				8.7 (3.9)	8.5 (3.9)	230 (70.93)				9.0 (4.1)	8.9 (4.0)	230 (70.93)				9.3 (4.2)	9.3 (4.2)
240 (74.02)				7.5 (3.4)	7.4 (3.4)	240 (74.02)				7.8 (3.5)	7.7 (3.5)	240 (74.02)					8.1 (3.7)
250 (77.10)				6.4 (2.9)	6.3 (2.9)	250 (77.10)				6.6 (3.0)	6.7 (3.0)	250 (77.10)					6.9 (3.1)
260 (80.18)				5.4 (2.4)	5.4 (2.4)	260 (80.18)					5.7 (2.6)	260 (80.18)					
270 (83.27)				4.5 (2.0)	4.5 (2.0)	270 (83.27)					4.8 (2.2)	270 (83.27)					
280 (86.35)				3.6 (1.6)	3.7 (1.7)	280 (86.35)					3.9 (1.8)	280 (86.35)					
290 (89.44)					2.9 (1.3)	290 (89.44)						290 (89.44)					
300 (92.52)					2.2 (1.0)	300 (92.52)						300 (92.52)					

This material is supplied for reference use only. Operator must refer to in-cab Crane Rating Manual and Operator's Manual to determine allowable crane lifting capacities and assembly and operating procedures.

90 ft (27.76m) Offset Jib Length – 360° Rotation – ABCDE + A [160,000 + 60,000 lb (72 575 + 27 216kg) Counterweight [All capacities are listed in kips (mt)]																	
5° Offset						15° Offset					25° Offset						
Load Radius ft (m)	Main Boom Length ft (m)					Load Radius ft (m)	Main Boom Length ft (m)					Load Radius ft (m)	Main Boom Length ft (m)				
	60 (18.50)	120 (37.01)	180 (55.51)	240 (74.02)	270 (83.27)		60 (18.50)	120 (37.01)	180 (55.51)	240 (74.02)	270 (83.27)		60 (18.50)	120 (37.01)	180 (55.51)	240 (74.02)	270 (83.27)
35 (10.79)	23.8 (10.8)					35 (10.79)					35 (10.79)						
40 (12.34)	23.6 (10.7)					40 (12.34)					40 (12.34)						
50 (15.42)	22.4 (10.2)	22.9 (10.4)				50 (15.42)	21.2 (9.6)				50 (15.42)						
60 (18.50)	21.3 (9.7)	22.3 (10.1)	22.0 (10.0)	21.0 (9.5)		60 (18.50)	20.2 (9.2)	20.7 (9.4)			60 (18.50)						
70 (21.59)	20.2 (9.2)	21.5 (9.8)	21.8 (9.9)	20.8 (9.4)	20.1 (9.1)	70 (21.59)	19.3 (8.8)	20.0 (9.1)	20.1 (9.1)		70 (21.59)	17.8 (8.1)					
80 (24.67)	19.3 (8.8)	20.8 (9.4)	21.3 (9.7)	20.6 (9.3)	19.9 (9.0)	80 (24.67)	18.2 (8.3)	19.4 (8.8)	19.6 (8.9)	19.4 (8.8)	19.1 (8.7)	80 (24.67)	16.0 (7.3)	18.0 (8.2)	17.8 (8.1)		
90 (27.76)	18.2 (8.3)	20.1 (9.1)	20.7 (9.4)	20.4 (9.3)	19.8 (9.0)	90 (27.76)	17.2 (7.8)	18.8 (8.5)	19.2 (8.7)	19.0 (8.6)	18.7 (8.5)	90 (27.76)	14.5 (6.6)	16.6 (7.5)	17.7 (8.0)	16.6 (7.5)	
100 (30.84)	17.2 (7.8)	19.4 (8.8)	20.2 (9.2)	20.2 (9.2)	19.6 (8.9)	100 (30.84)	16.0 (7.3)	18.1 (8.2)	18.7 (8.5)	18.6 (8.4)	18.3 (8.3)	100 (30.84)	13.3 (6.0)	15.5 (7.0)	16.9 (7.7)	16.0 (7.3)	14.9 (6.8)
110 (33.92)	16.2 (7.3)	18.8 (8.5)	19.7 (8.9)	19.8 (9.0)	19.4 (8.8)	110 (33.92)	14.6 (6.6)	17.4 (7.9)	18.3 (8.3)	18.2 (8.3)	18.0 (8.2)	110 (33.92)	12.3 (5.6)	14.5 (6.6)	16.0 (7.3)	15.9 (7.2)	14.8 (6.7)
120 (37.01)	15.3 (6.9)	18.1 (8.2)	19.2 (8.7)	19.3 (8.8)	19.1 (8.7)	120 (37.01)	13.4 (6.1)	16.7 (7.6)	17.8 (8.1)	17.9 (8.1)	17.7 (8.0)	120 (37.01)	11.4 (5.2)	13.6 (6.2)	15.1 (6.8)	15.8 (7.2)	14.7 (6.7)
130 (40.09)	14.0 (6.4)	17.3 (7.8)	18.7 (8.5)	19.0 (8.6)	18.8 (8.5)	130 (40.09)	12.5 (5.7)	15.9 (7.2)	17.3 (7.8)	17.6 (8.0)	17.4 (7.9)	130 (40.09)	10.7 (4.9)	12.8 (5.8)	14.4 (6.5)	15.5 (7.0)	14.6 (6.6)
140 (43.18)	13.0 (5.9)	16.7 (7.6)	18.3 (8.3)	18.6 (8.4)	18.4 (8.3)	140 (43.18)	11.7 (5.3)	14.9 (6.8)	16.8 (7.6)	17.3 (7.8)	17.1 (7.8)	140 (43.18)		12.2 (5.5)	13.7 (6.2)	14.8 (6.7)	14.5 (6.6)
150 (46.26)		16.0 (7.3)	17.8 (8.1)	18.2 (8.3)	18.1 (8.2)	150 (46.26)		14.1 (6.4)	16.3 (7.4)	16.9 (7.7)	16.8 (7.6)	150 (46.26)		11.6 (5.3)	13.1 (5.9)	14.2 (6.4)	14.4 (6.5)
160 (49.34)		15.4 (7.0)	17.2 (7.8)	17.9 (8.1)	17.8 (8.1)	160 (49.34)		13.3 (6.0)	15.8 (7.2)	16.5 (7.5)	16.5 (7.5)	160 (49.34)		11.1 (5.0)	12.5 (5.7)	13.7 (6.2)	14.2 (6.4)
170 (52.43)		14.6 (6.6)	16.7 (7.6)	17.6 (8.0)	17.5 (7.9)	170 (52.43)		12.6 (5.7)	15.0 (6.8)	16.2 (7.3)	16.2 (7.3)	170 (52.43)		10.6 (4.8)	12.0 (5.4)	13.2 (6.0)	13.7 (6.2)
180 (55.51)		13.8 (6.3)	16.2 (7.3)	16.9 (7.7)	16.1 (7.3)	180 (55.51)		12.1 (5.5)	14.3 (6.5)	15.8 (7.2)	15.9 (7.2)	180 (55.51)			11.6 (5.3)	12.7 (5.8)	13.2 (6.0)
190 (58.60)		13.0 (5.9)	15.8 (7.2)	15.0 (6.8)	14.4 (6.5)	190 (58.60)			13.7 (6.2)	15.1 (6.8)	15.2 (6.9)	190 (58.60)			11.2 (5.1)	12.3 (5.6)	12.8 (5.8)
200 (61.68)			15.3 (6.9)	13.3 (6.0)	12.8 (5.8)	200 (61.68)			13.2 (6.0)	14.1 (6.4)	13.6 (6.2)	200 (61.68)			10.9 (4.9)	11.9 (5.4)	12.4 (5.6)
210 (64.76)			14.9 (6.8)	11.8 (5.4)	11.4 (5.2)	210 (64.76)			12.7 (5.8)	12.5 (5.7)	12.2 (5.5)	210 (64.76)			10.6 (4.8)	11.6 (5.3)	12.0 (5.4)
220 (67.85)			13.8 (6.3)	10.4 (4.7)	10.0 (4.5)	220 (67.85)			12.2 (5.5)	11.1 (5.0)	10.8 (4.9)	220 (67.85)				11.3 (5.1)	11.5 (5.2)
230 (70.93)			12.5 (5.7)	9.2 (4.2)	8.8 (4.0)	230 (70.93)			11.8 (5.4)	9.8 (4.4)	9.5 (4.3)	230 (70.93)				10.4 (4.7)	10.1 (4.6)
240 (74.02)			11.2 (5.1)	8.0 (3.6)	7.6 (3.4)	240 (74.02)				8.6 (3.9)	8.3 (3.8)	240 (74.02)				9.1 (4.1)	8.9 (4.0)
250 (77.10)			10.1 (4.6)	6.9 (3.1)	6.5 (2.9)	250 (77.10)				7.4 (3.4)	7.2 (3.3)	250 (77.10)				7.9 (3.6)	7.7 (3.5)
260 (80.18)				5.9 (2.7)	5.6 (2.5)	260 (80.18)				6.4 (2.9)	6.1 (2.8)	260 (80.18)				6.8 (3.1)	6.6 (3.0)
270 (83.27)				5.0 (2.3)	4.7 (2.1)	270 (83.27)				5.4 (2.4)	5.2 (2.4)	270 (83.27)					5.6 (2.5)
280 (86.35)				4.2 (1.9)	3.9 (1.8)	280 (86.35)				4.5 (2.0)	4.3 (2.0)	280 (86.35)					4.7 (2.1)
290 (89.44)				3.4 (1.5)	3.1 (1.4)	290 (89.44)					3.5 (1.6)	290 (89.44)					
300 (92.52)				2.6 (1.2)	2.4 (1.1)	300 (92.52)					2.8 (1.3)	300 (92.52)					

This material is supplied for reference use only. Operator must refer to in-cab Crane Rating Manual and Operator's Manual to determine allowable crane lifting capacities and assembly and operating procedures.



This Page Intentionally Blank

**Link-Belt Construction Equipment Company** Lexington, Kentucky [www.linkbelt.com](http://www.linkbelt.com)

©Link-Belt is a registered trademark. Copyright 2007. We are constantly improving our products and therefore reserve the right to change designs and specifications.